

GMA Report: Capital Needs of Georgia's Cities, 2018-2022



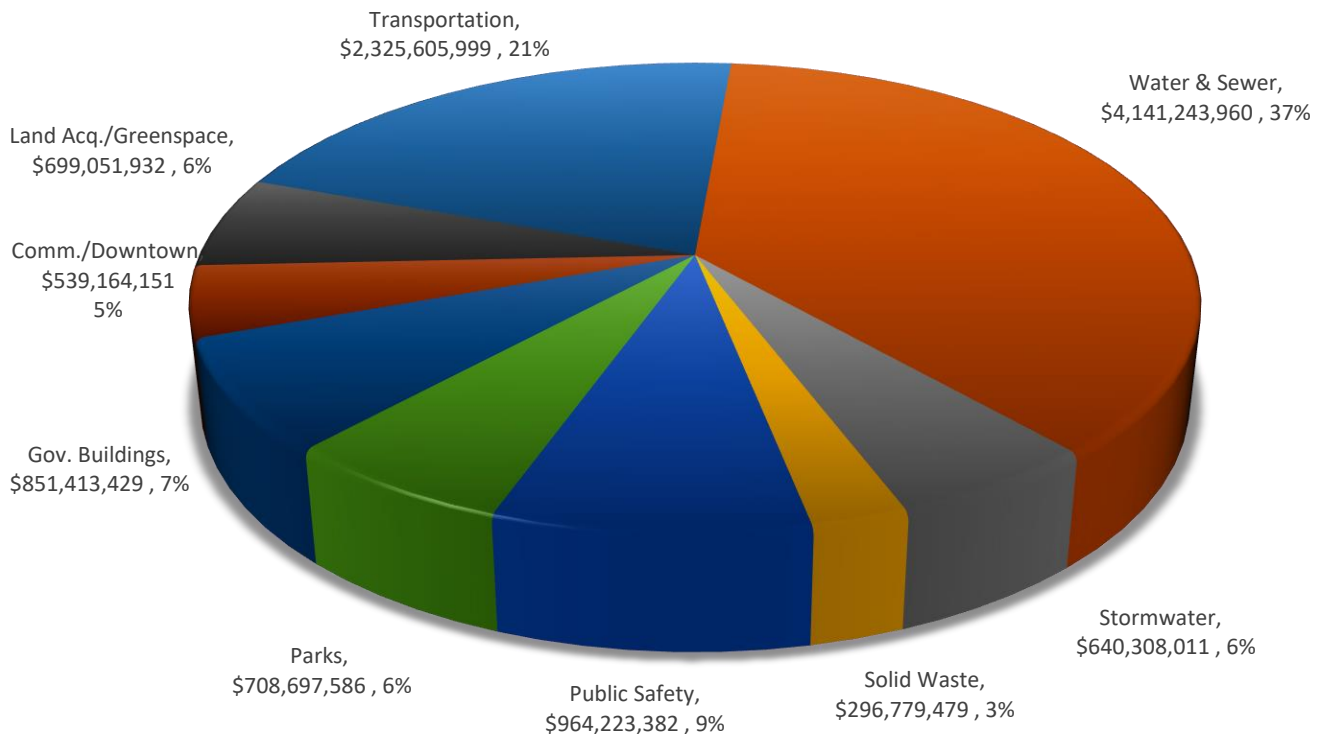
GMA's Capital Needs Report provides an overview of the projected 5-year capital needs for Georgia's cities based on a survey of GMA's 521 member cities. Cities were asked to report needs for nine general categories: transportation, water and sewer, stormwater and drainage, solid waste, public safety, parks and recreation, government buildings, community/downtown improvements, and land acquisition and greenspace. A total of 156 cities (30%) submitted a response to the survey (29% of all 538 cities in Georgia).

2017 GMA Capital Needs Survey Summary of Responses

Population Group	Pop. Range	# in Group	# Responded	% Responded
A	50,000+	16	11	69%
B	25,000-49,999	22	10	41%
C	10,000-24,999	51	24	47%
D	5,000-9,999	43	15	35%
E	2,500-4,999	80	25	31%
F	1,000-2,499	90	26	29%
G	500-999	90	22	24%
H	less than 500	146	23	16%
		538	156	29%

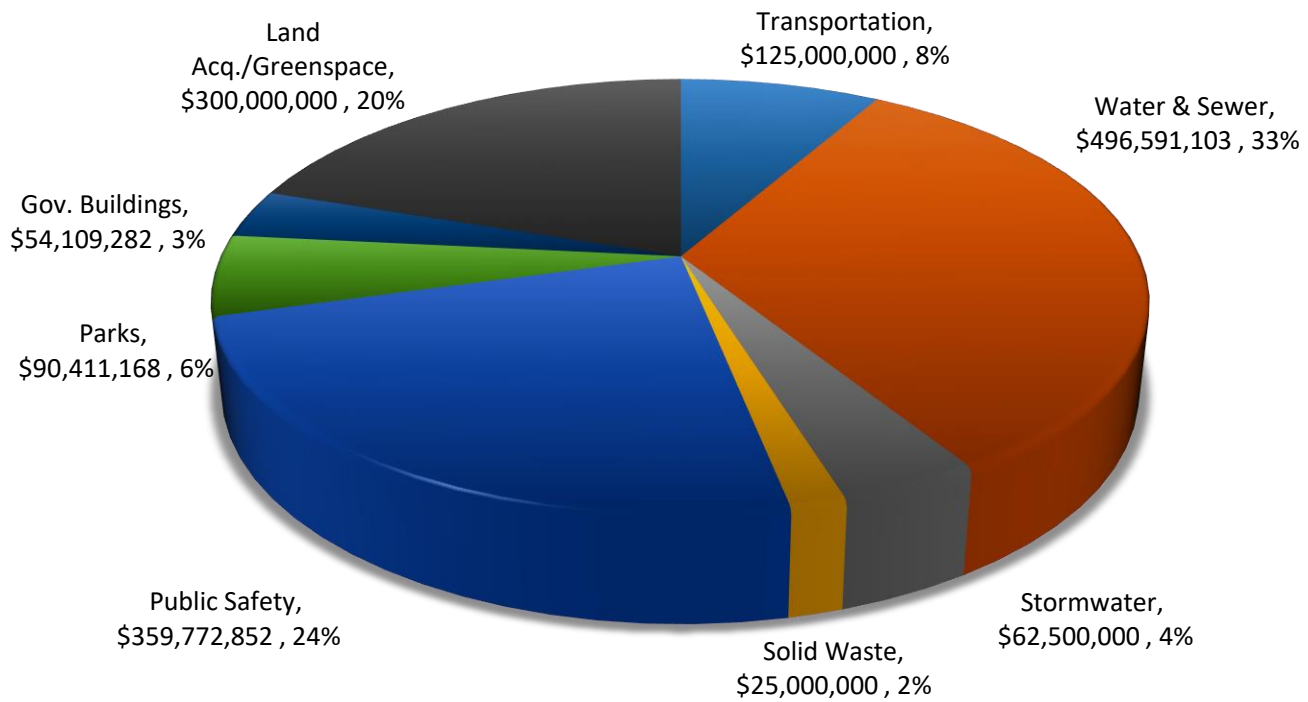
Based on survey responses, projections indicate that Georgia's cities will need approximately \$11.2 billion for capital projects over the next five years. The greatest category of need for most cities is water and sewer, followed by transportation, public safety, and government buildings.

Projected Statewide Capital Needs, 2018-2022 (incl. ATL)

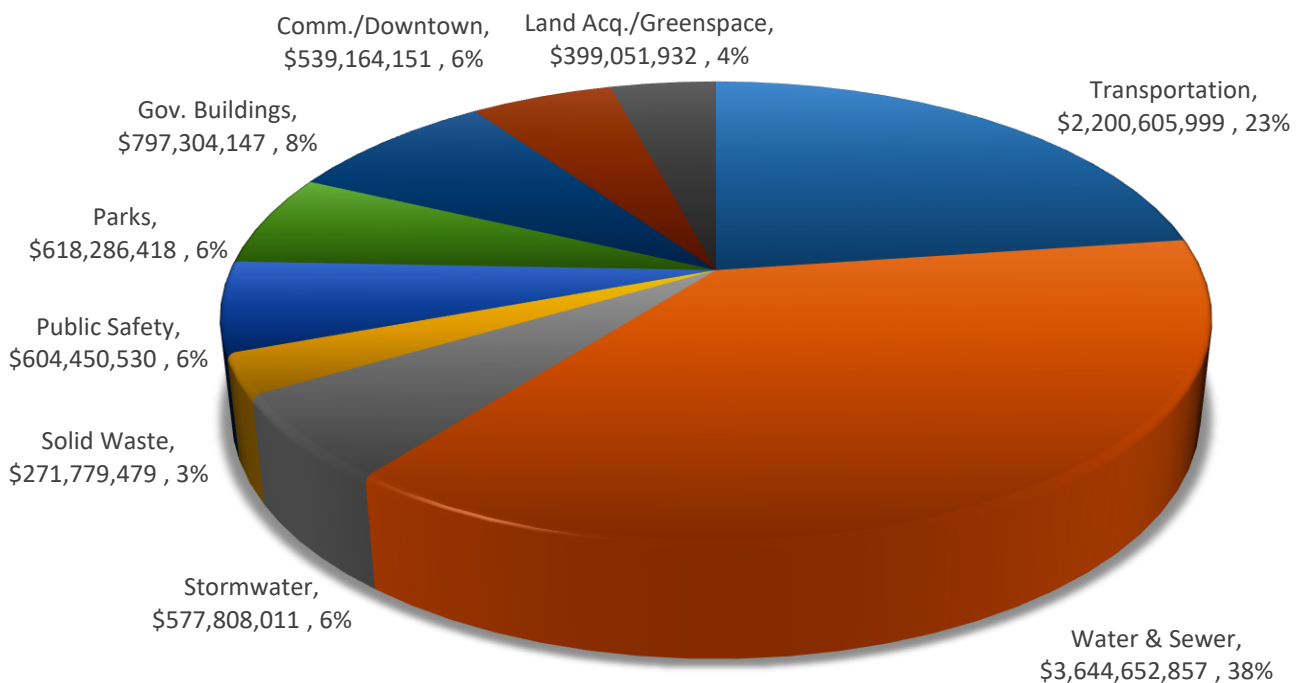


The City of Atlanta's survey response reveals that the city has significantly greater public safety capital needs (24%) than the public safety needs projected in other areas of the state (6%).

City of Atlanta Reported Capital Needs, 2018-2022

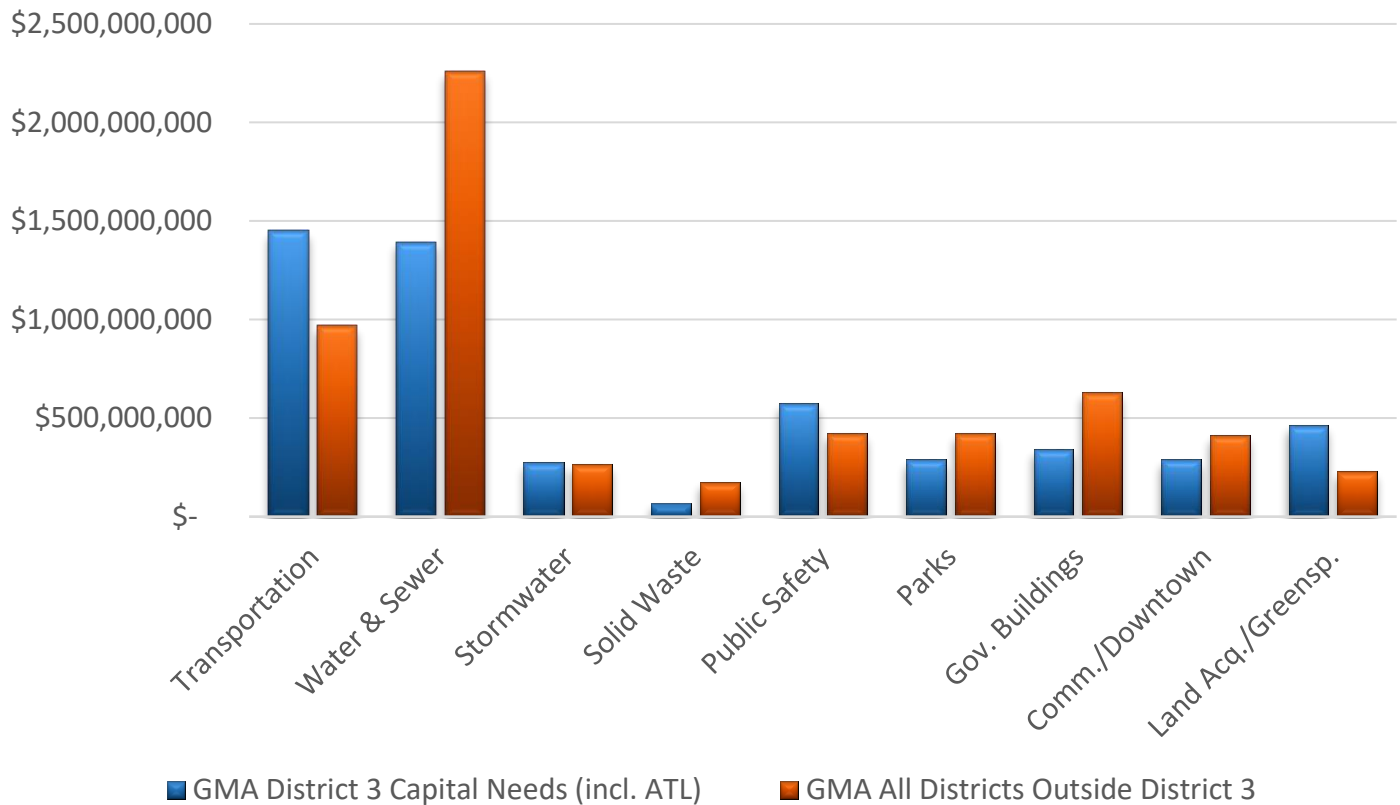


Projected Statewide Capital Needs, 2018-2022 (excl. ATL)



A comparison of needs projected for the metro Atlanta area (defined as GMA District 3 cities including Atlanta) versus needs for all other areas of the state suggests that needs for water and sewer infrastructure are far in excess of those in the metro Atlanta area. Notably, needs in the categories of government buildings and downtown capital improvements are higher in areas outside metro Atlanta. Capital needs in the categories of transportation in GMA District 3 outpace those in other parts of the state, as do needs for public safety and land acquisition and greenspace.

Capital Needs GMA Dist. 3 vs. All Other Districts



Conclusion

Over the next five years, cities will need an estimated \$11.2 billion for capital improvements. Cities continue to invest local dollars, including LOST, SPLOST, TSPLOST (in regions that have approved this tax), along with property tax revenues and user fees to complete capital projects. Local residents have also approved bond referenda, taking on long-term debt to invest in capital improvements. However, local tax increases and rate increases will not be sufficient to complete critical infrastructure projects. Failure to address these needs jeopardizes the public’s health and safety, and threatens the state’s economy.

GMA calls on the General Assembly and Congress to support legislation that allows cities access to revenues to pay for capital improvement needs and oppose regulations that limit local authority to invest in capital improvement projects that protect the public’s health, safety, and welfare.

For questions contact Becky Taylor, Director of GMA Federal Relations at btaylor@gmanet.com or (678) 686-6276; or Holger Loewendorf, GMA Research Analyst at hloewendorf@gmanet.com or 678-686-6246.
