

THE VALUE OF GEORGIA'S CITIES

CITIES PLAY A VITAL ROLE IN THE STATE'S ECONOMY.



Georgia cities comprise only **9%** of the land area in Georgia.



Cities contain **44%** of the population in Georgia.



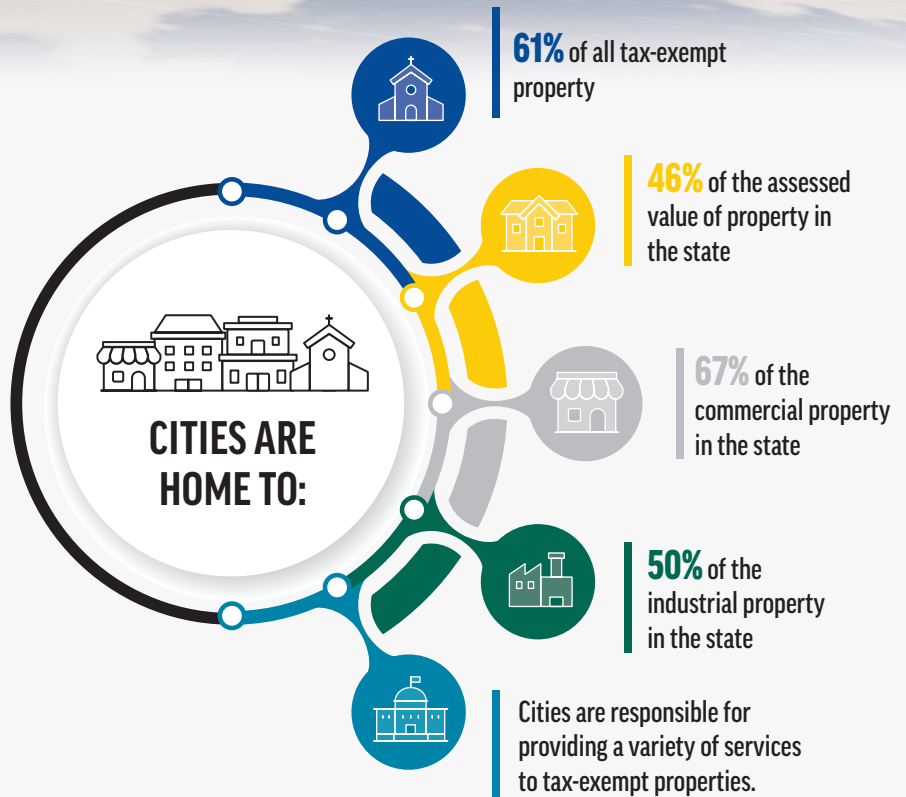
Cities provide **69%** of jobs in Georgia.



75% of Georgia cities have a population of 5,000 or less.



Metropolitan statistical areas account for **91%** of GDP in Georgia.



CITIES ARE GROWING AT A FASTER RATE THAN THE STATE'S OVERALL POPULATION:



Population growth in cities was **25%** between 2010 and 2020.



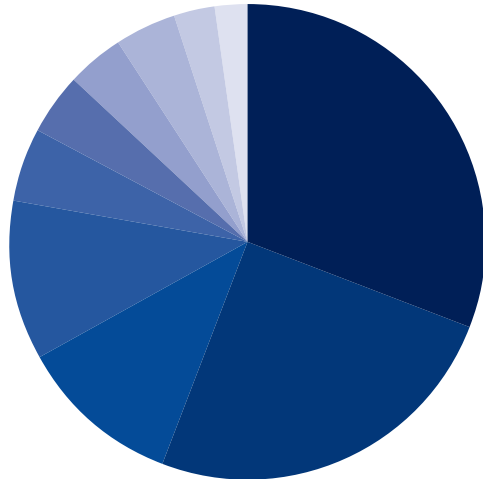
Population growth in the state was **11%** between 2010 and 2020.

28%

The population in Georgia cities increases during the daytime by 28% due to commuting, and cities provide services (water, sewer, fire and police protection, etc.) to both daytime and resident population.

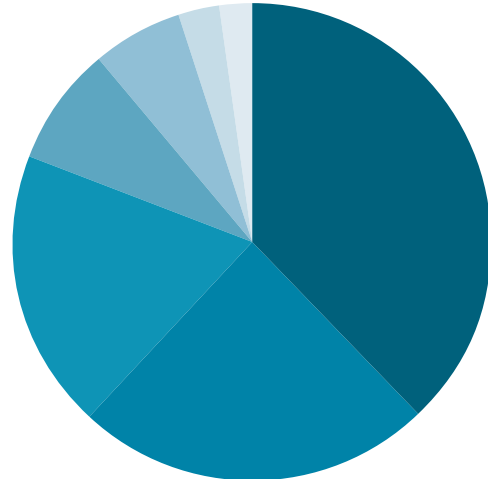
LOCAL GOVERNMENTS ARE INVESTING IN THE FUTURE:

MUNICIPAL REVENUES BY SOURCE, FY2020



- Property Taxes 31%
- Sales Taxes 25%
- Other Revenue 11%
- Excise Taxes 11%
- Franchise Fees 5%
- Service Charges 4%
- Licenses, Permits, Fees 4%
- Federal IGR 4%
- State IGR 3%
- Local IGR 2%

MUNICIPAL EXPENDITURES BY CATEGORY, FY2020



- Public Safety 38%
- Administration 24%
- Public Works 19%
- Culture & Recreation 8%
- Housing & Development 6%
- Courts 3%
- Health & Welfare 2%

SPLOST AND TSPLOST REVENUES

94%

of SPLOST referenda have been approved by local voters since 2001.

7.8

billion dollars in SPLOST revenues were distributed to local governments to pay for voter-approved capital projects between 2017 and 2021.

40

Georgia counties have Single County TSPLOST in place (as of January 2022).

103

counties are either in a Single County TSPLOST or TIA Region (as of January 2022).

4

regions have implemented a Regional (TIA) TSPLOST (as of January 2022).

Funds will not be enough - a strong, long-term partnership between local, state and federal governments is needed to address local infrastructure needs statewide.

